

world development report

2012



GENDER EQUALITY *AND* DEVELOPMENT



Main messages
November, 2011



THE WORLD BANK

Equal?

In the last 20 years, university enrollments for women grew 7-fold ... and in 2009 women are 51% of college students...

.... And yet 35 million girls are still out of school today

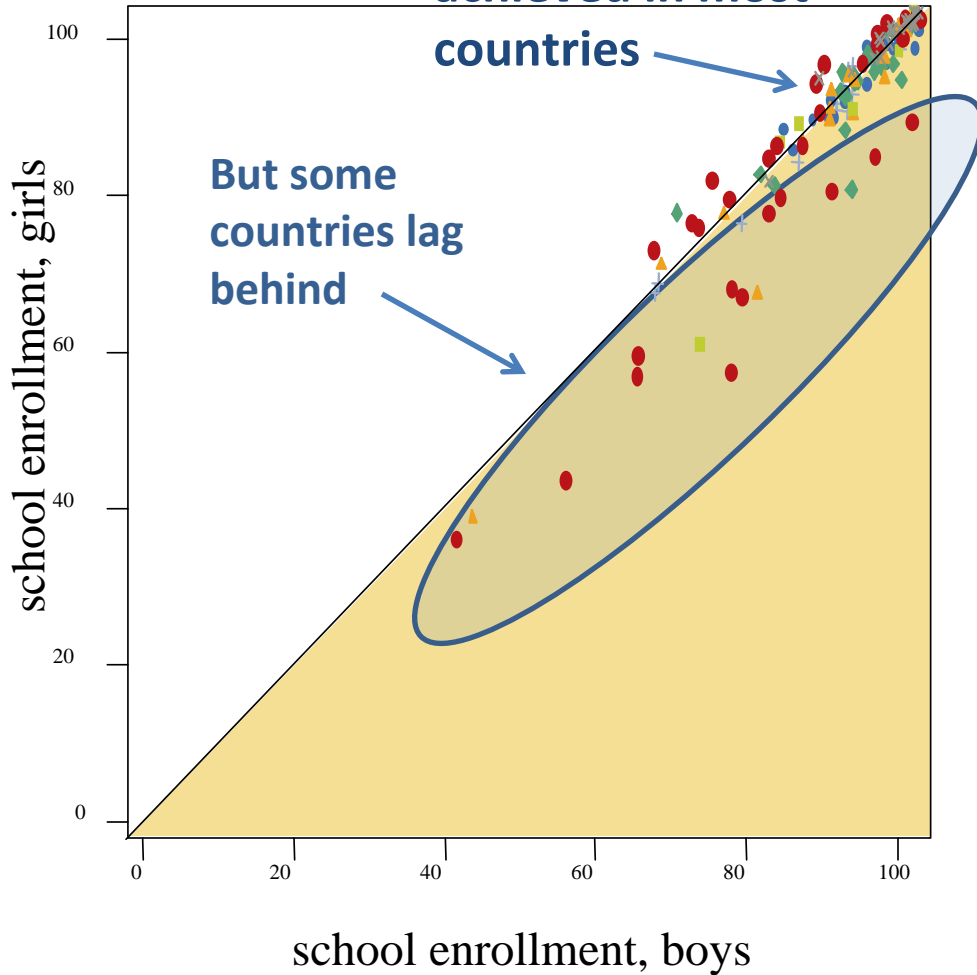
in Sub-Saharan Africa, parts of South Asia ... and among disadvantaged populations



Primary

Gender parity
has been
achieved in most
countries

But some
countries lag
behind



East Asia and Pacific

Europe and Central Asia

Latin America and the Caribbean

Middle East and North Africa

South Asia

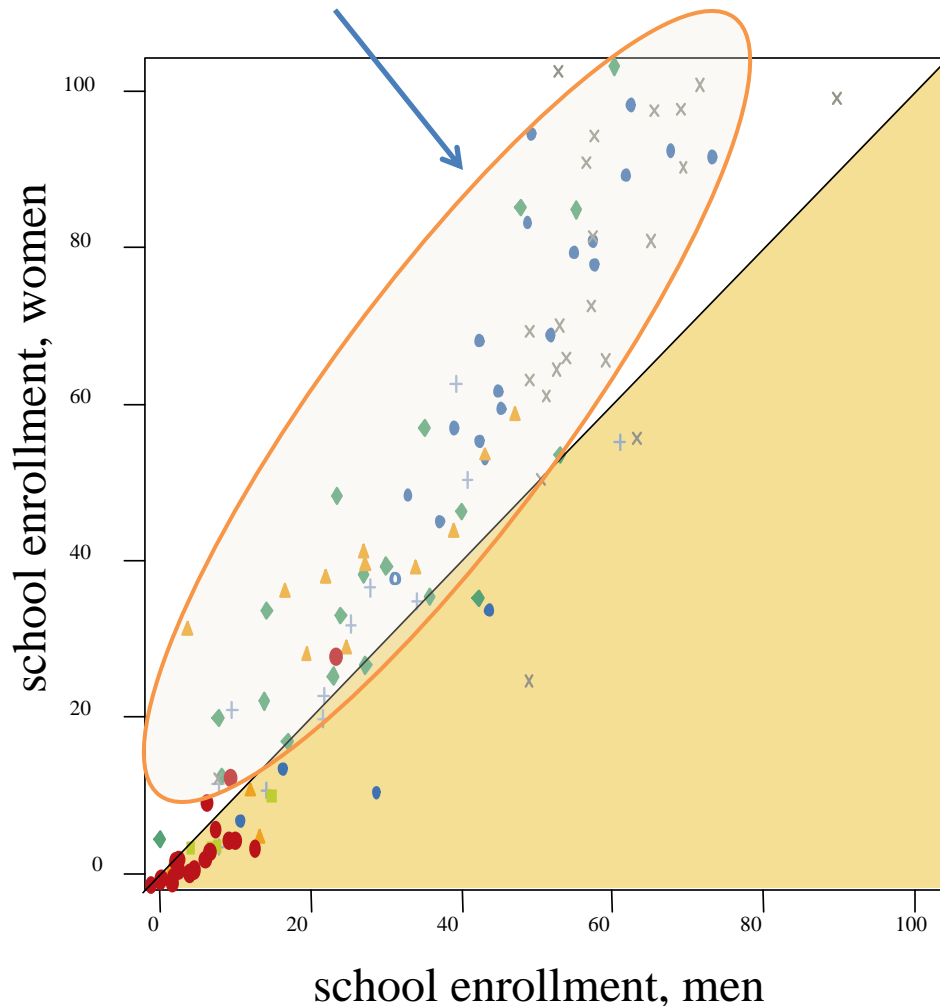
Sub-Saharan Africa

High-income countries



Tertiary

Women are more likely to participate than men



+ East Asia and Pacific

● Europe and Central Asia

◆ Latin America and the Caribbean

▲ Middle East and North Africa

■ South Asia

● Sub-Saharan Africa

× High-income countries

Equal?

In low & middle income countries life expectancy among women has increased by 20 years since 1960

Equal?

In low & middle income countries life expectancy among women has increased by 20 years since 1960

.... And yet, relative to boys and men, almost 4 million women die too early in the developing world compared with rich countries

Missing Women



girls at birth



girls under 5



women 15-49

China and India

1,249,000

222,000

284,000

Sub-Saharan Africa

53,000

203,000

751,000

Total

1,427,000

617,000

1,347,000

Equal?

In the last 30 years, 552 million joined the labor force and today, 4 out of 10 workers globally are women

Equal?

In the last 30 years, 552 million joined the labor force and today, 4 out of 10 workers globally are women


... And yet, on average, for every dollar a man makes, a woman earns 80 cents

For every dollar a man makes, a woman earns...



Mexico 80¢

Germany 62¢



Malawi 90¢

Nigeria 60¢



Indonesia 70 ¢

Bangladesh 12¢

Equal?

All but 7 countries have ratified the Convention on the Elimination of All Forms of Discrimination against Women

But if we look at various dimensions of voice and decision-making power – whether it is control over own mobility, control over spending in the household; or political voice – we see persistent gaps between women and men.

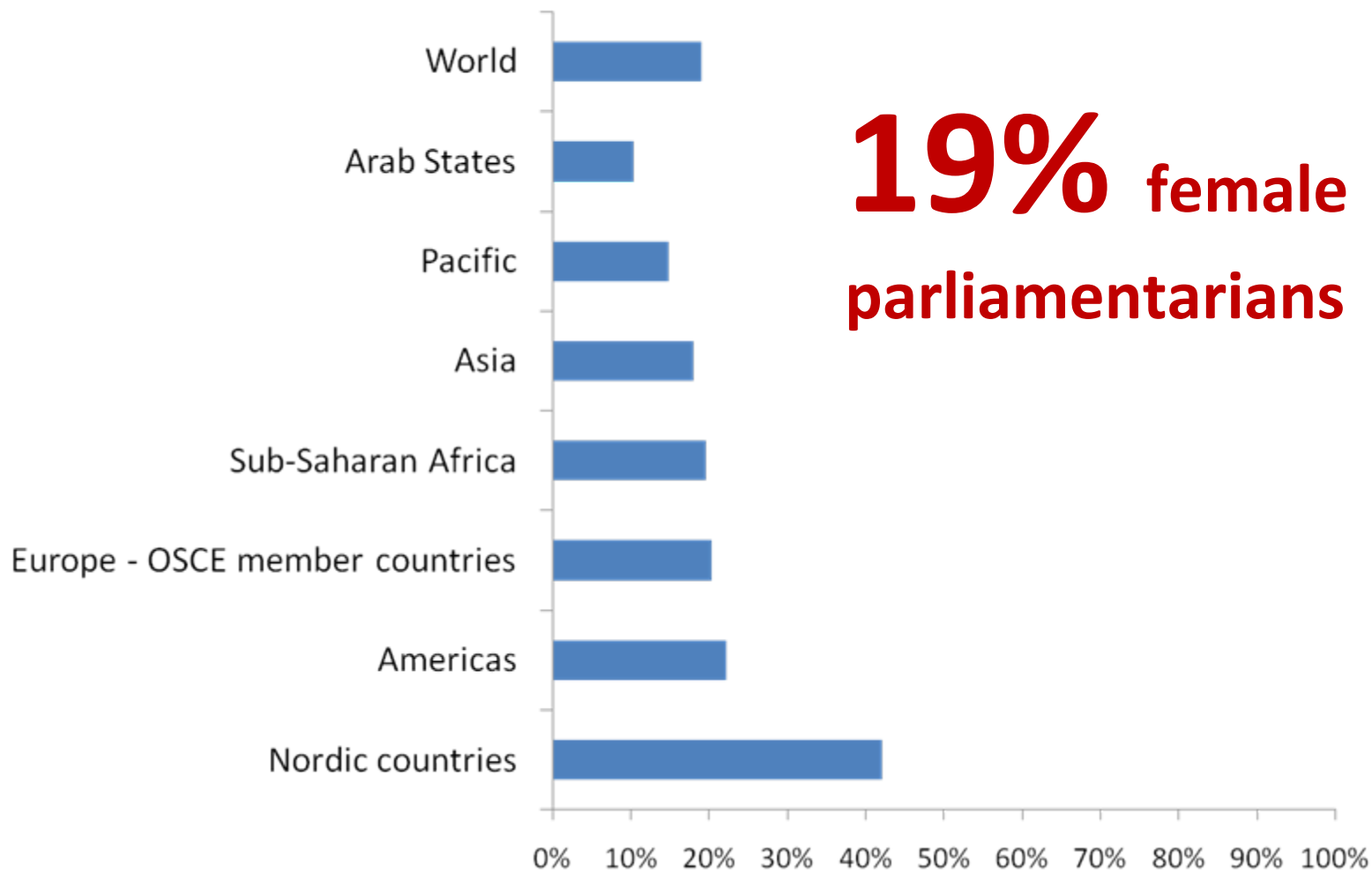
Equal?

All but 7 countries have ratified the Convention on the Elimination of All Forms of Discrimination against Women

... but only 19% of parliamentarians in the world are women

The number of women in parliaments remains low in all regions

Single House or Lower and Upper combined



Equal?

All but 7 countries have ratified the Convention on the Elimination of All Forms of Discrimination against Women

... but 510 million women will be abused by their partner in their lifetime.


Domestic violence: percentage women abused

Ethiopia (Butajira)



49%

Bangladesh (Matlab)



42%

Brazil (Sao Paulo)



27%

Japan (Yokohama)



13%

246,000 women

What does the World Development Report do?

The Report asks 3 questions:

(1) **Do** these inequalities **matter**?

(2) **Why** do they **persist**?

(3) **What do** we do to eliminate them?



(1) Do these inequalities matter?

Is the right thing to do...

... is the smart thing to do

Inequality has a cost

- **economic costs**

... equalizing access to inputs such as land and fertilizers would increase output in Burkina Faso by **6%**

... eliminating employment segregation would increase labor productivity by as much as **25%**



Inequality has a cost

- **shortchanges the next generation**
- ... women's control of household earnings changes spending in favor of children
- ... educated women invest more in children
- ... witnesses of violence have poorer health as adults and are more likely to perpetrate or suffer violence



Inequality has a cost

- and leads to suboptimal institutions and policies

... In India, women in political office increased public investments in water

... In the US, voting rights from women reduced infant mortality by **8-15%**



...and the cost is growing

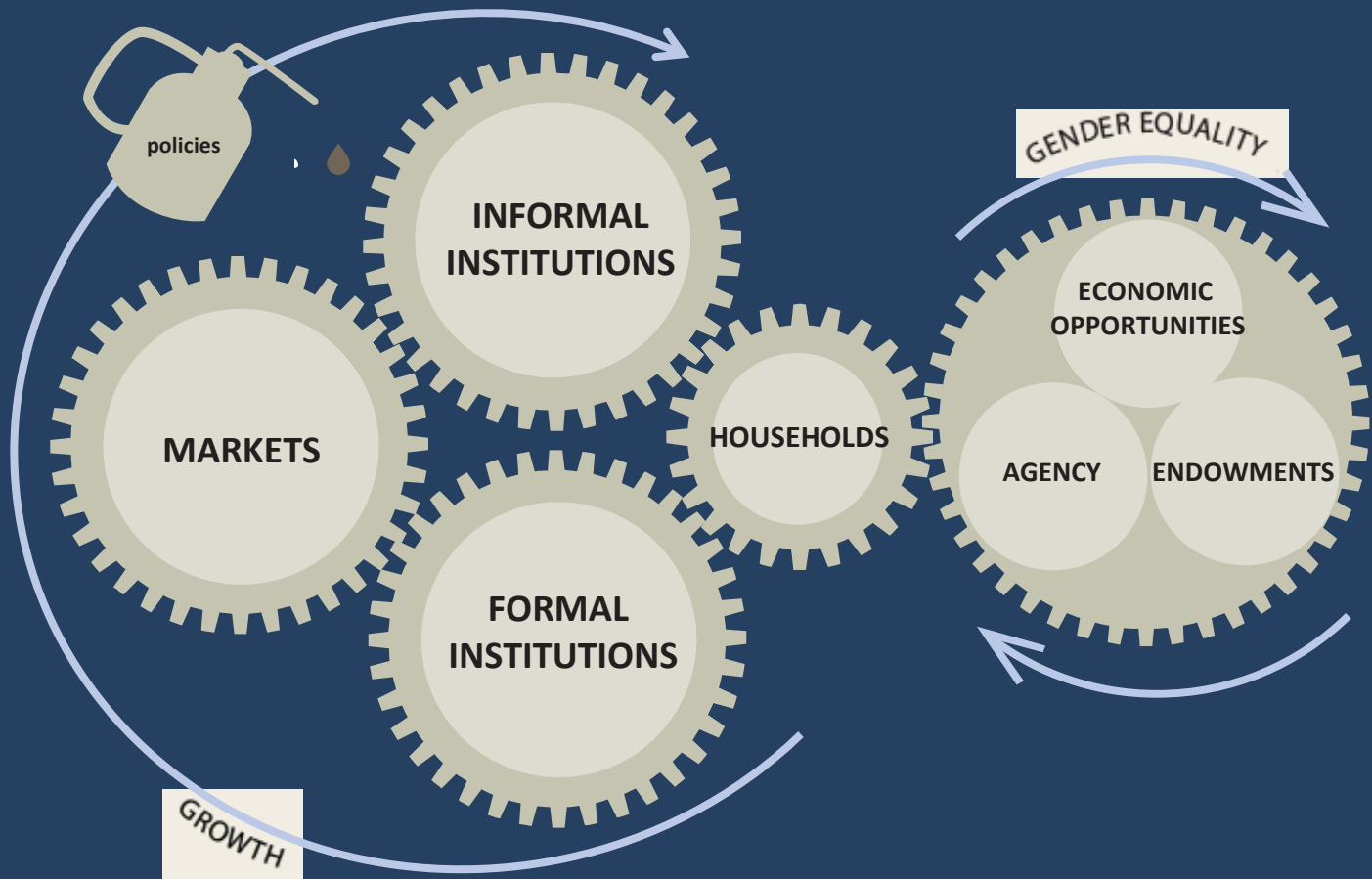
... these problems **do not go away with growth**

... and **costs will grow bigger in a globalized world**

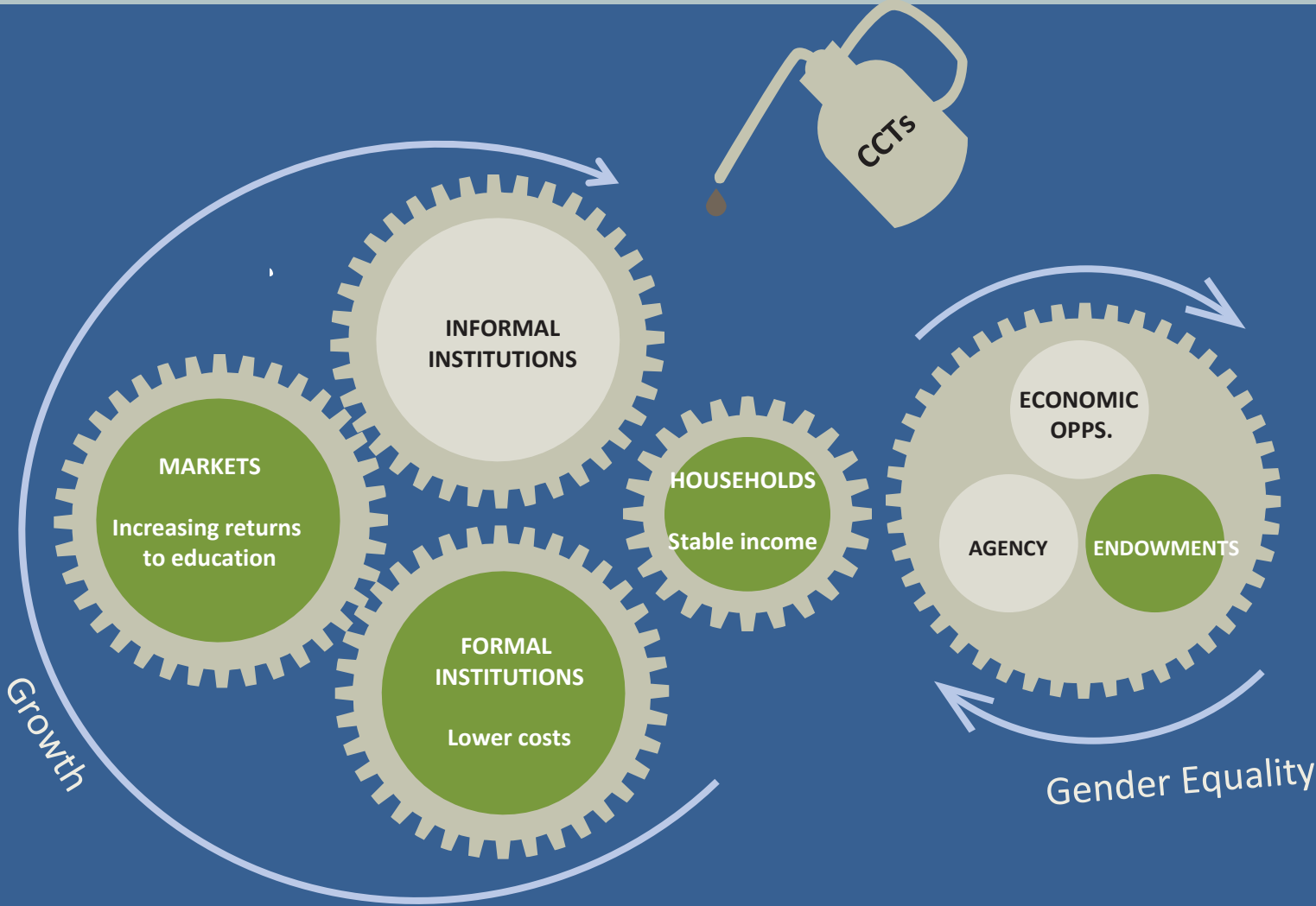


(2) Why do gaps persist?

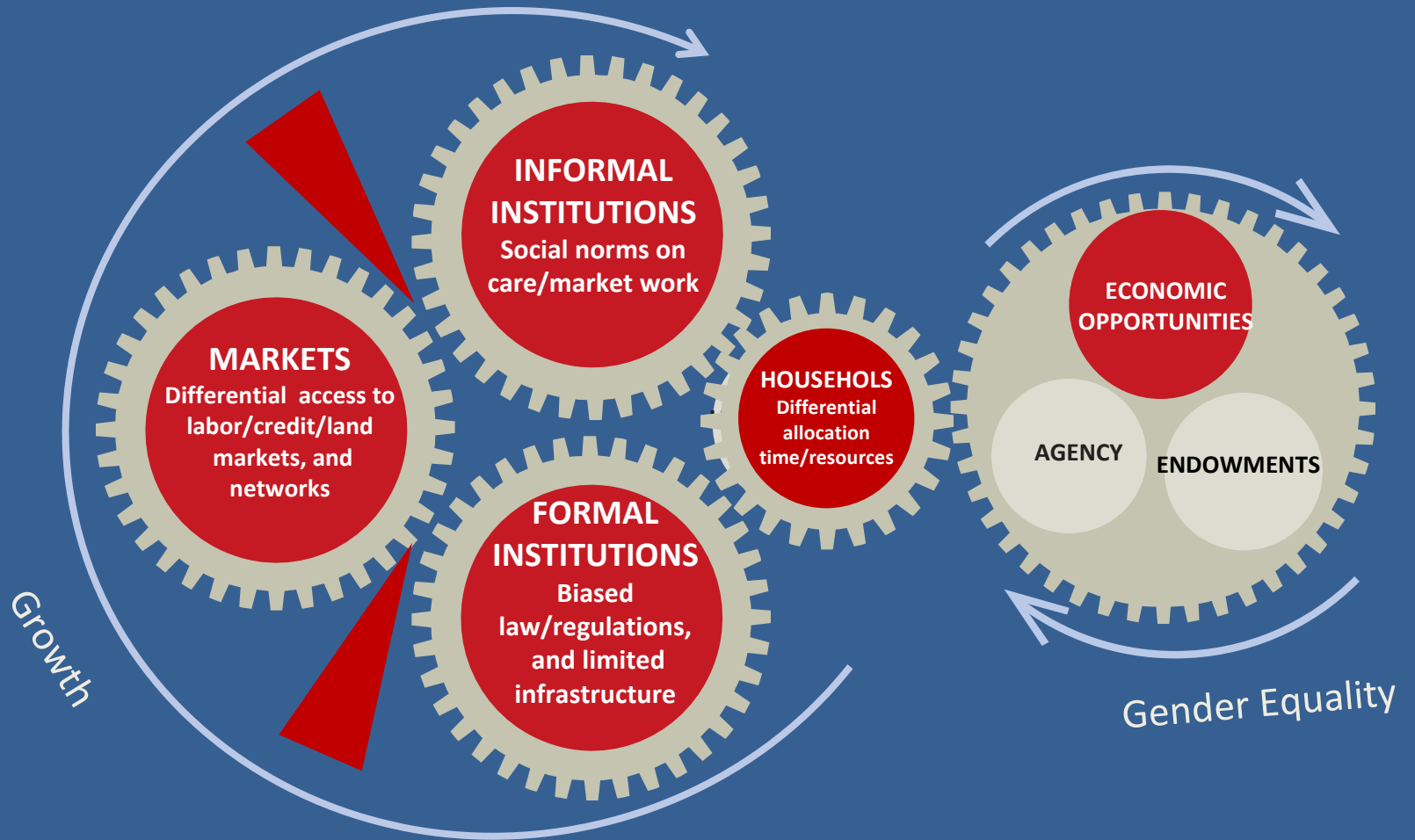
Underlying causes of gender inequality




Progress: Education



No Progress: Economic Opportunities



(3) What do we do to eliminate these gaps?



- ✓ Focus on gaps that matter most for development and do not disappear with growth
 - Gender gaps in human endowments
 - Earnings and productivity gaps
 - Gender differences in voice and agency
 - The reproduction of gender inequality over time
- ✓ Target determinants of gender inequality

Reducing excess female mortality

In **infancy**, priority is **clean water and sanitation**

- Requires large investments in public health systems and improved service delivery

For **reproductive years**, priority is **better maternal health services...**

- Requires public investments, political will and greater client responsiveness

..and widespread **HIV/AIDS treatment and prevention** services and safety nets to deal with income shocks

Expanding access to economic opportunities (I)

Alleviating time constraints requires:

- **Infrastructure** improvements (water, electricity, transport) and new (ICT) technology
- Affordable **child care** (including how to provide in rural/informal settings)

Increasing access to land and credit requires:


- Legal reforms where **women's property rights** are restricted
- Expansion of **access to formal credit** (beyond microfinance), combined with training



Expanding access to economic opportunities (II)

Addressing market failures and institutional constraints:

- Correcting gender biases in service delivery
- Reducing discrimination/poor information
- Reforming labor laws that treat men/women differently



Shrinking gender gaps in voice and agency (I)

Increasing social and political participation requires:

- Increasing **education**, training and skill development
- **Changing beliefs** about leadership (role models)
- Strengthening **social movements** – and other ways of exercising (social) voice




Shrinking gender gaps in voice and agency (II)

Reducing domestic violence requires:

- Increasing women's voice in the household
- Expanding support services for victims
- Strengthening and enforce legislation and improving access to justice
- Using media to provide information on rights, increase social awareness and shift societal norms among men and women


Limiting the reproduction of gender inequalities across generations

- Building **human and social capital**
- Supporting **school to work transition**
- Building **aspirations and agency** for girls and boys



Global agenda for greater gender equality

- Global action **complementary** to national action and policies
 - Four priority areas plus one cross-cutting priority (supporting evidence based public action through data and knowledge)
- Three types of activities:
 - **Providing financial support**
 - Clean water and sanitation, maternal mortality, HIV/AIDS, ECD and child care
 - **Fostering innovation and learning**
 - Child care delivery, investing in rural women, leveraging technology to access markets, increasing access to justice
 - **Leveraging effective partnerships**
 - Other donors, private sector, UN Women

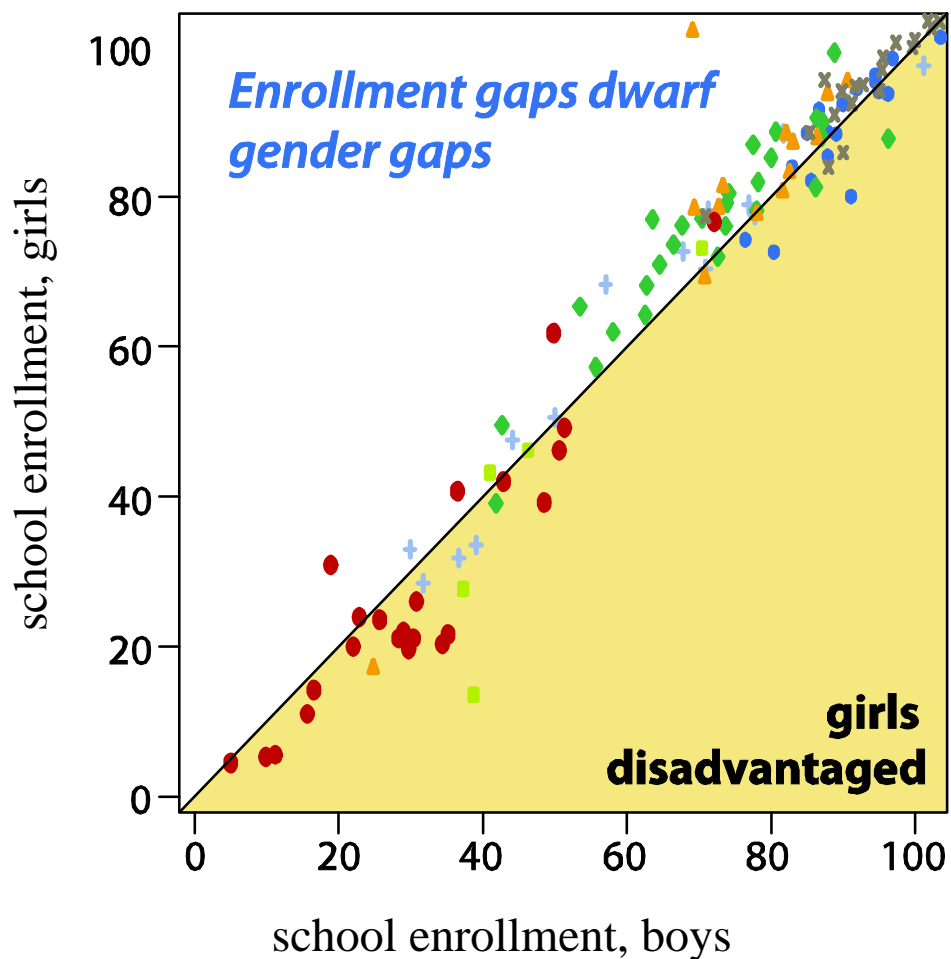
A woman with dark hair and a bindi on her forehead is the central focus. She is wearing a blue top and a red necklace. She holds a large, rectangular sign made of cardboard with the word "EQUAL!" written in bold, black, hand-painted letters. The background is a busy outdoor area, possibly a market or a public square, with several people walking, a light blue car, and a building with a red awning. The scene is brightly lit, suggesting daytime.

EQUAL!

ADDITIONAL SLIDES: WDR 2012

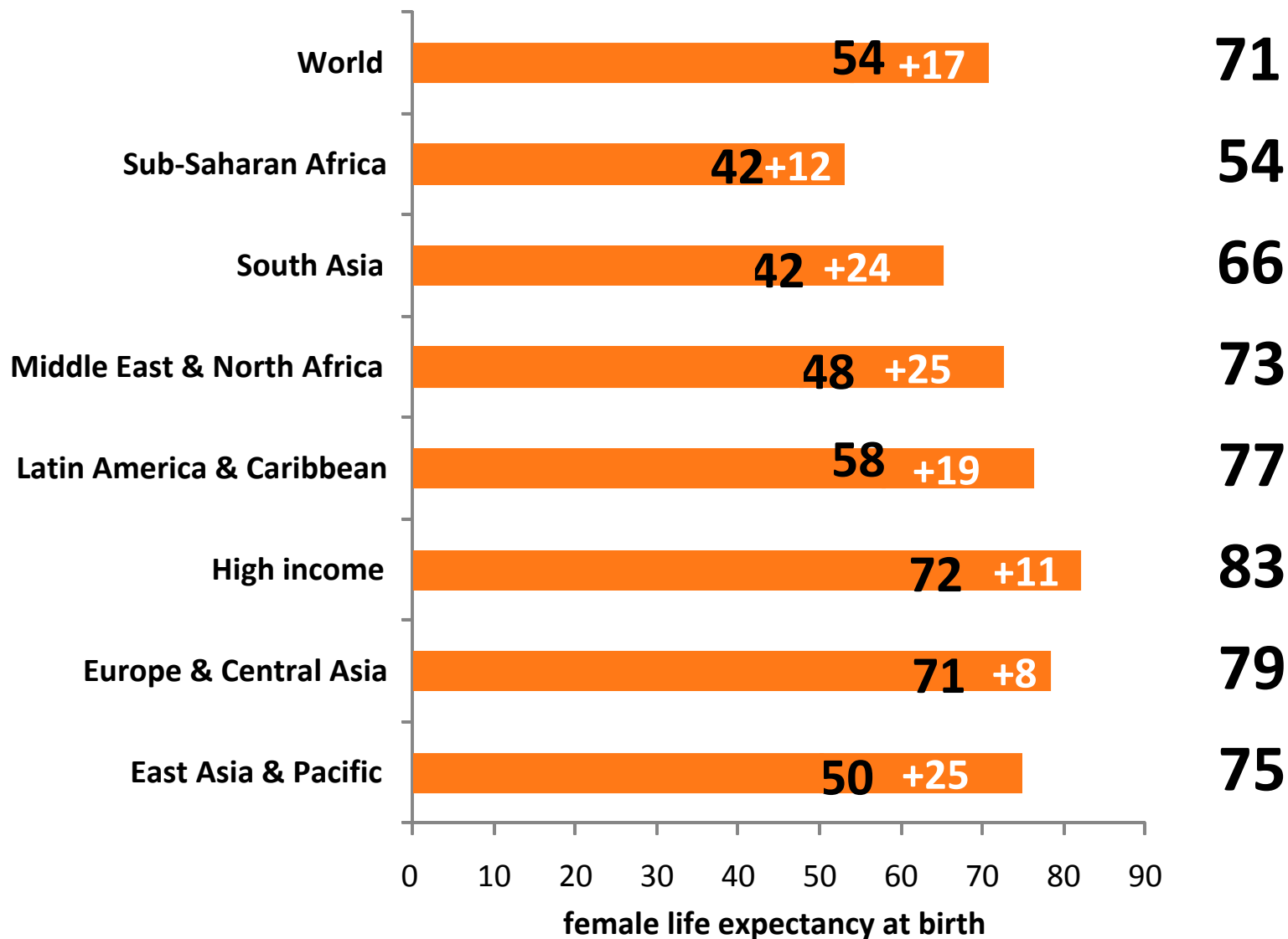


Secondary



- + East Asia and Pacific
- Europe and Central Asia
- ◆ Latin America and the Caribbean
- ▲ Middle East and North Africa
- South Asia
- Sub-Saharan Africa
- × High-income countries

Change in female life expectancy 2009 vs. 1960



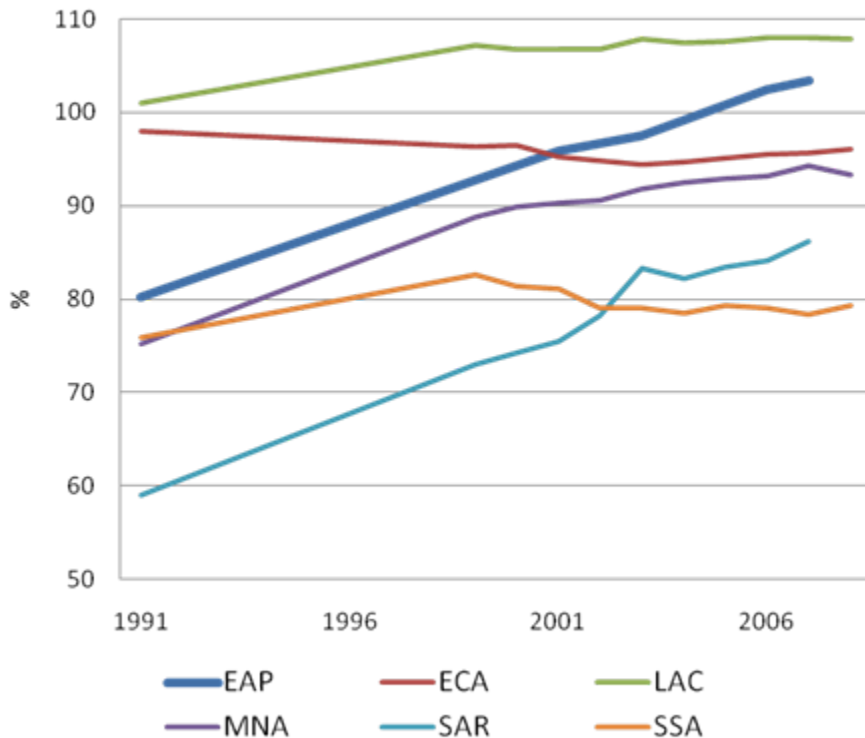
In the last 30 years, 552 million women joined the labor force



ADDITIONAL SLIDES: EAP COMPANION

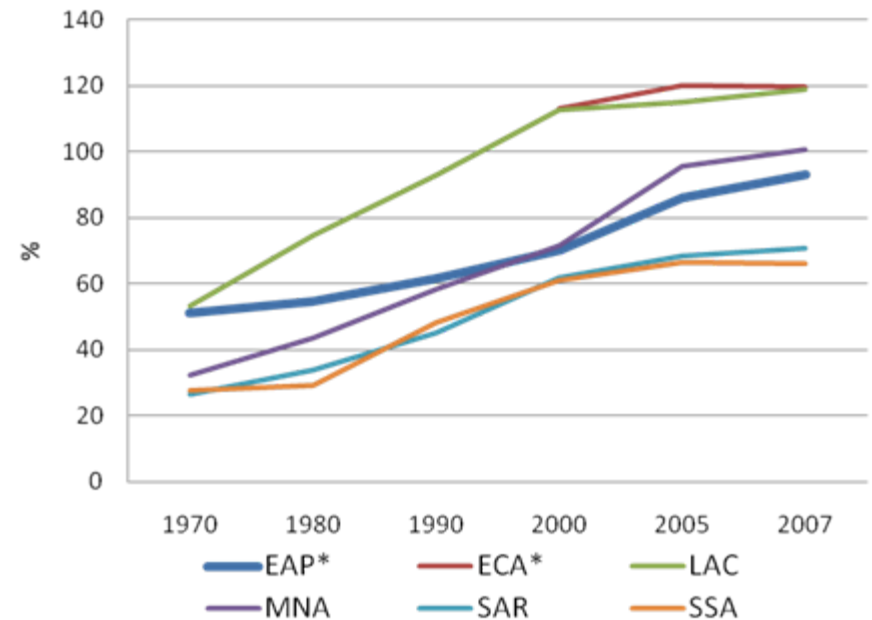
Male and female enrollments have converged at both secondary and tertiary levels

Ratio of female-to-male enrollment in secondary education by region



Source: World Development Indicators, Gender Statistics, World Bank

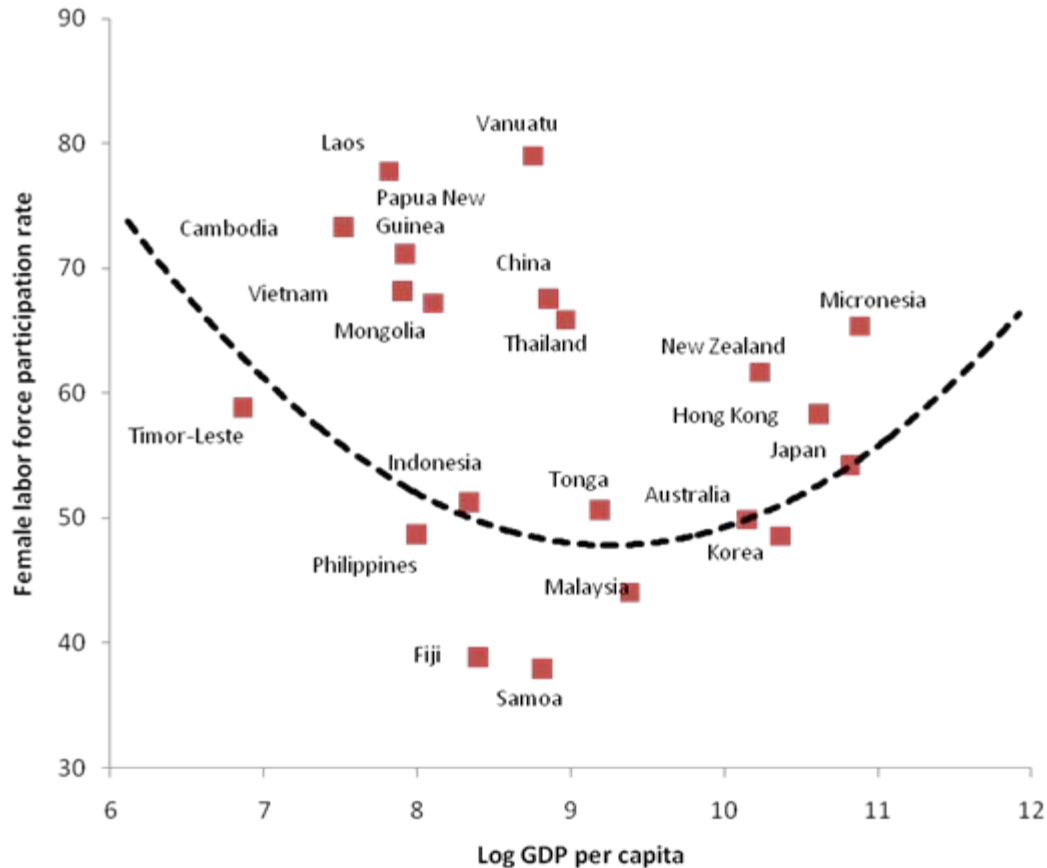
Ratio of female-to-male enrollment in tertiary education by region



Source: 2009 Global Education Digest, UNESCO Institute for Statistics

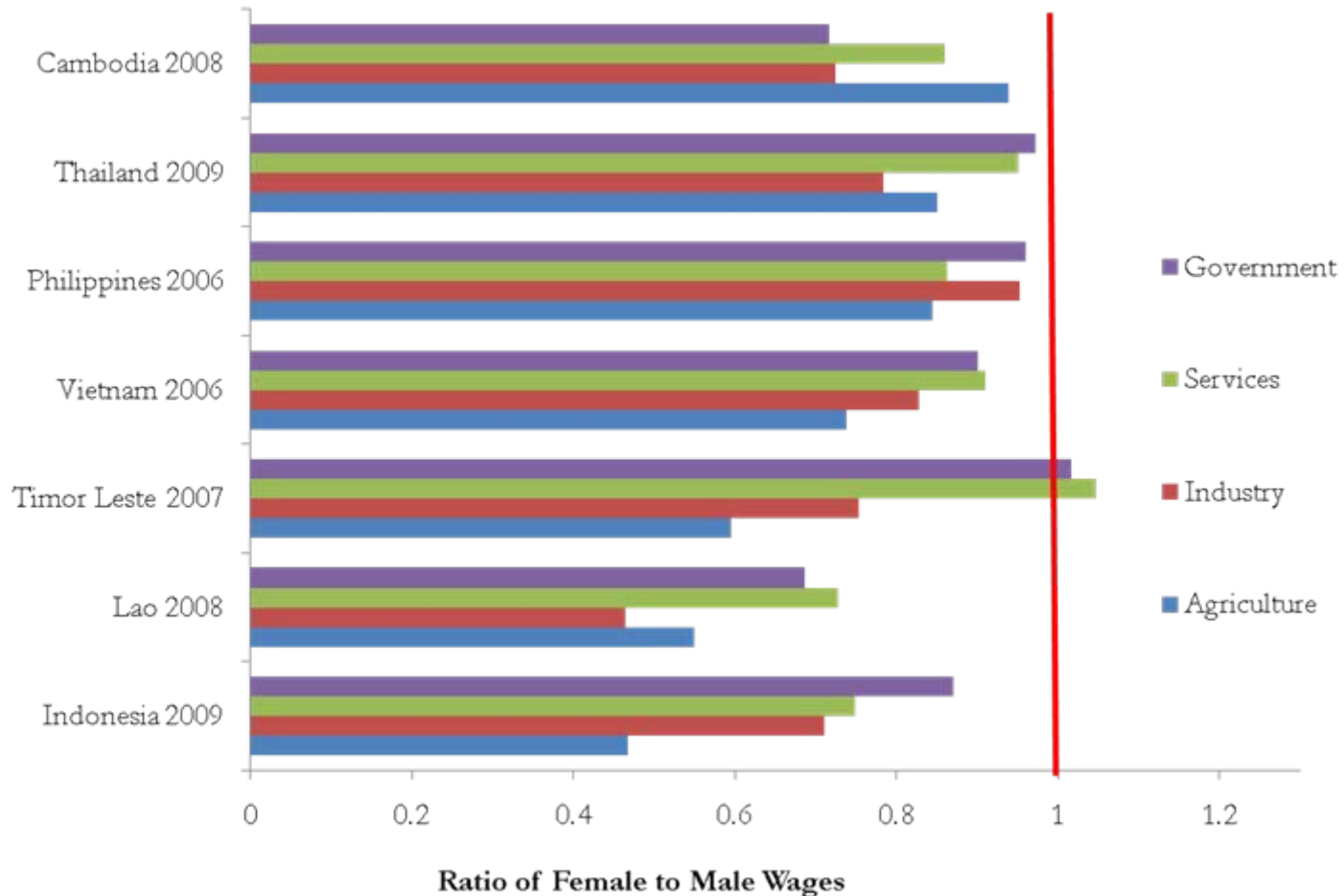
Notes: 1. EAP includes developed countries.
2. Mongolia is included in ECA, not EAP.

Female labor force participation in East Asia is relatively high



Source: Staff calculations based on KLIMS labor force data and real GDP per capita (in 2005 dollars) from the Penn World Tables

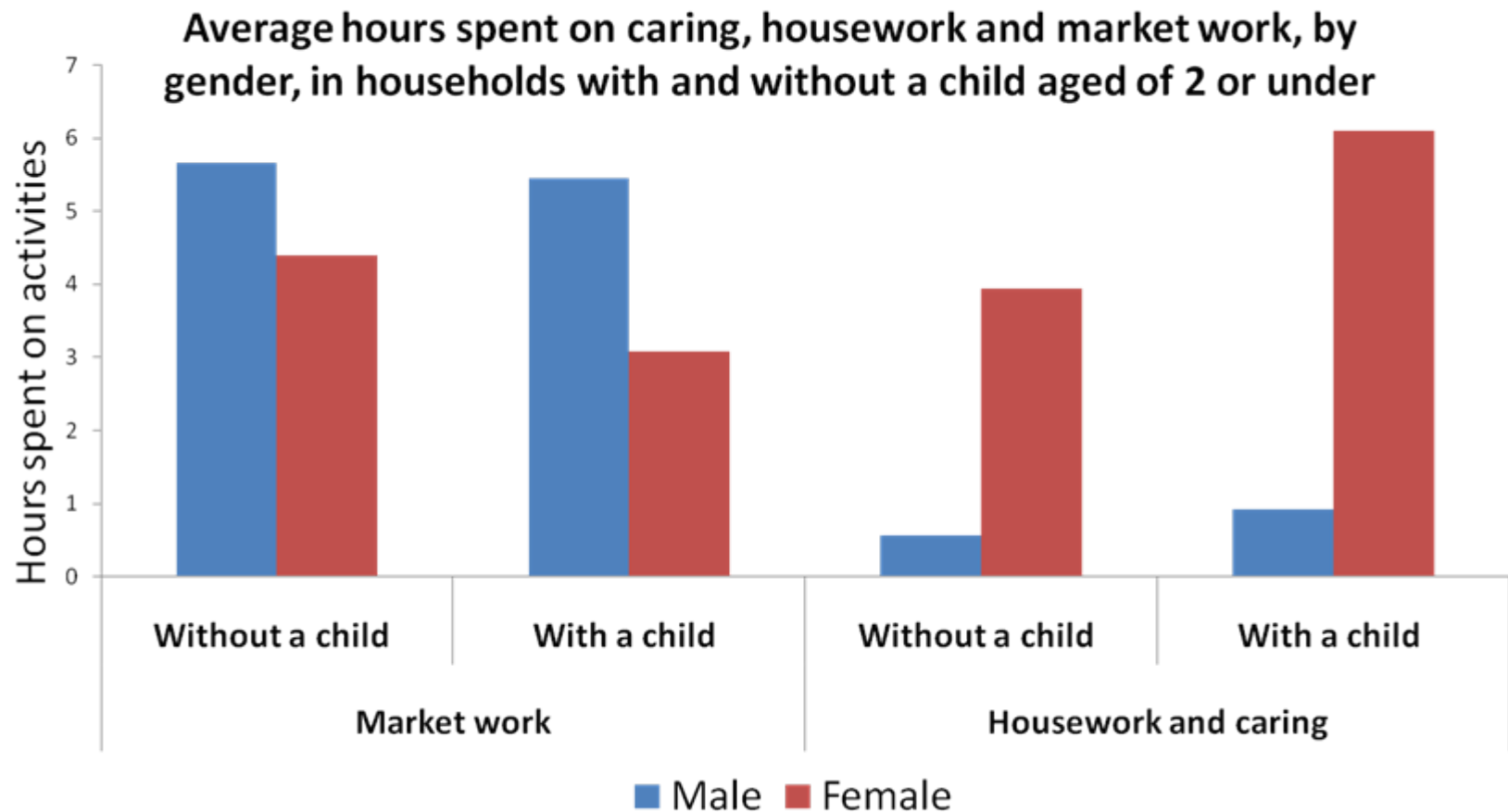
Women still earn less than men in nearly all sectors in all countries in the region



Source: World Bank staff estimates using household income and expenditure surveys

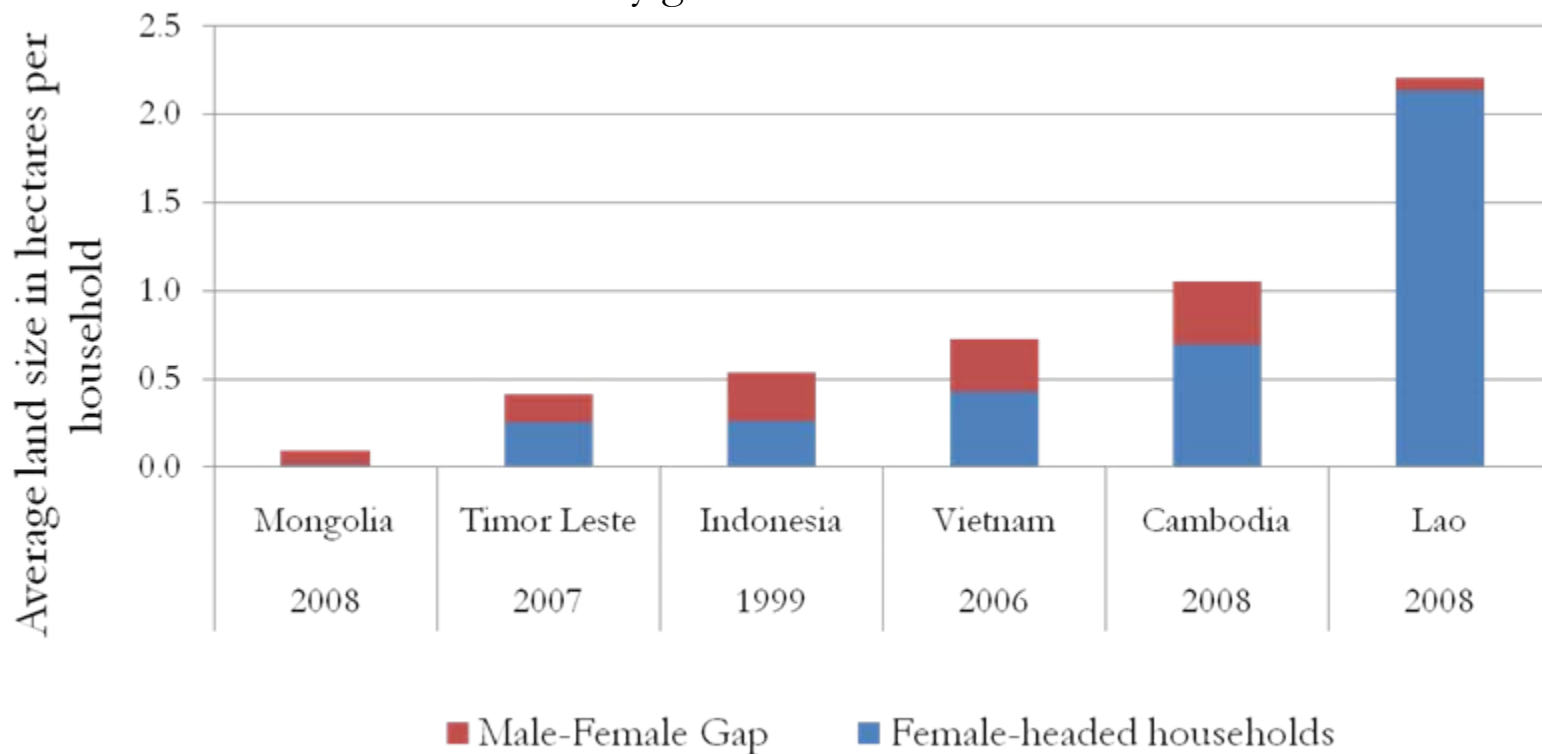
Gender norms regarding housework and care-giving affect women's time on market work

An Illustration from Lao PDR



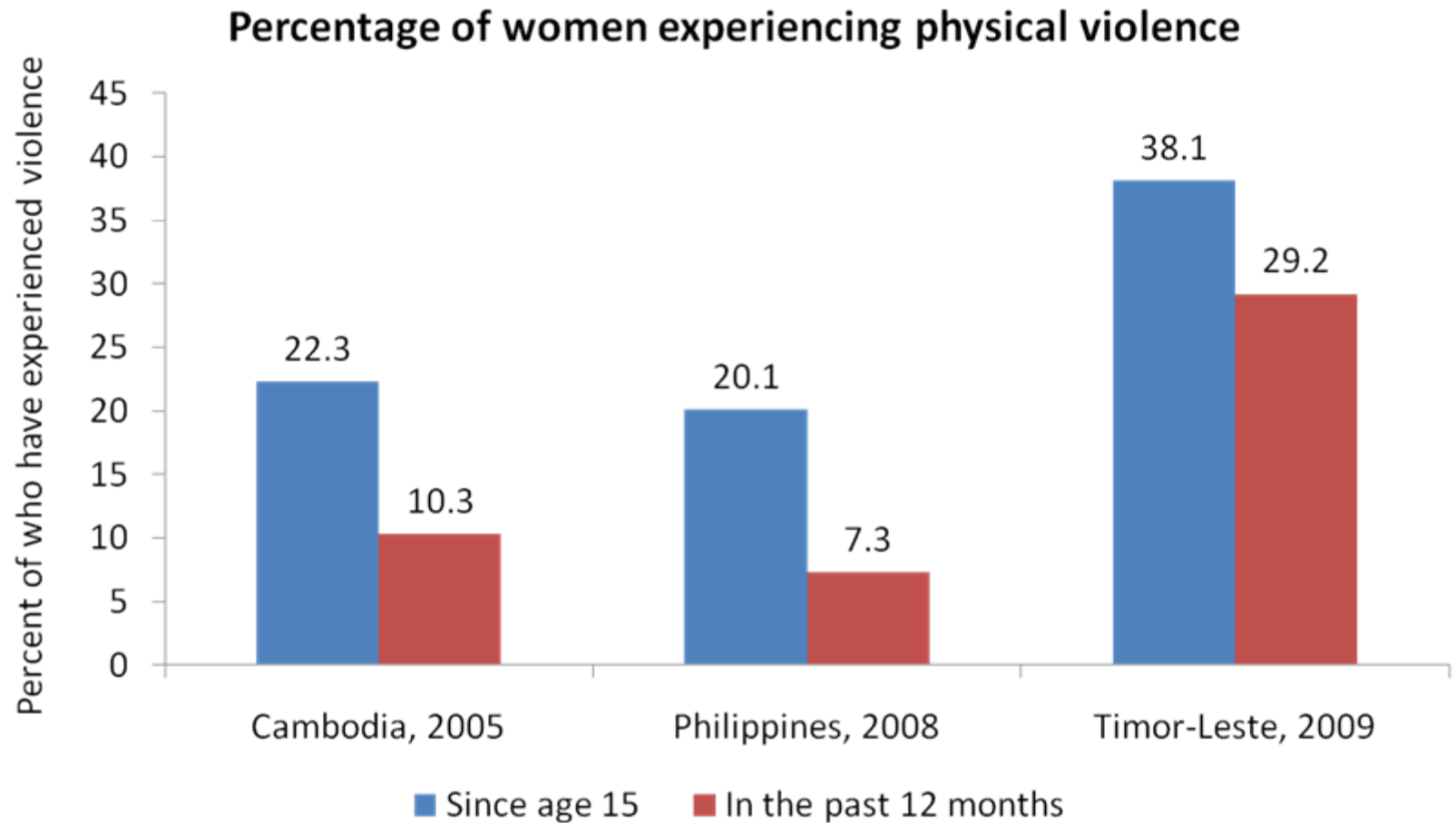
Gender inequalities in access to land and other productive resources persist

Differences on average land holdings in selected East Asian countries, by gender of household head



Source: World Bank staff estimates using household income and expenditure surveys

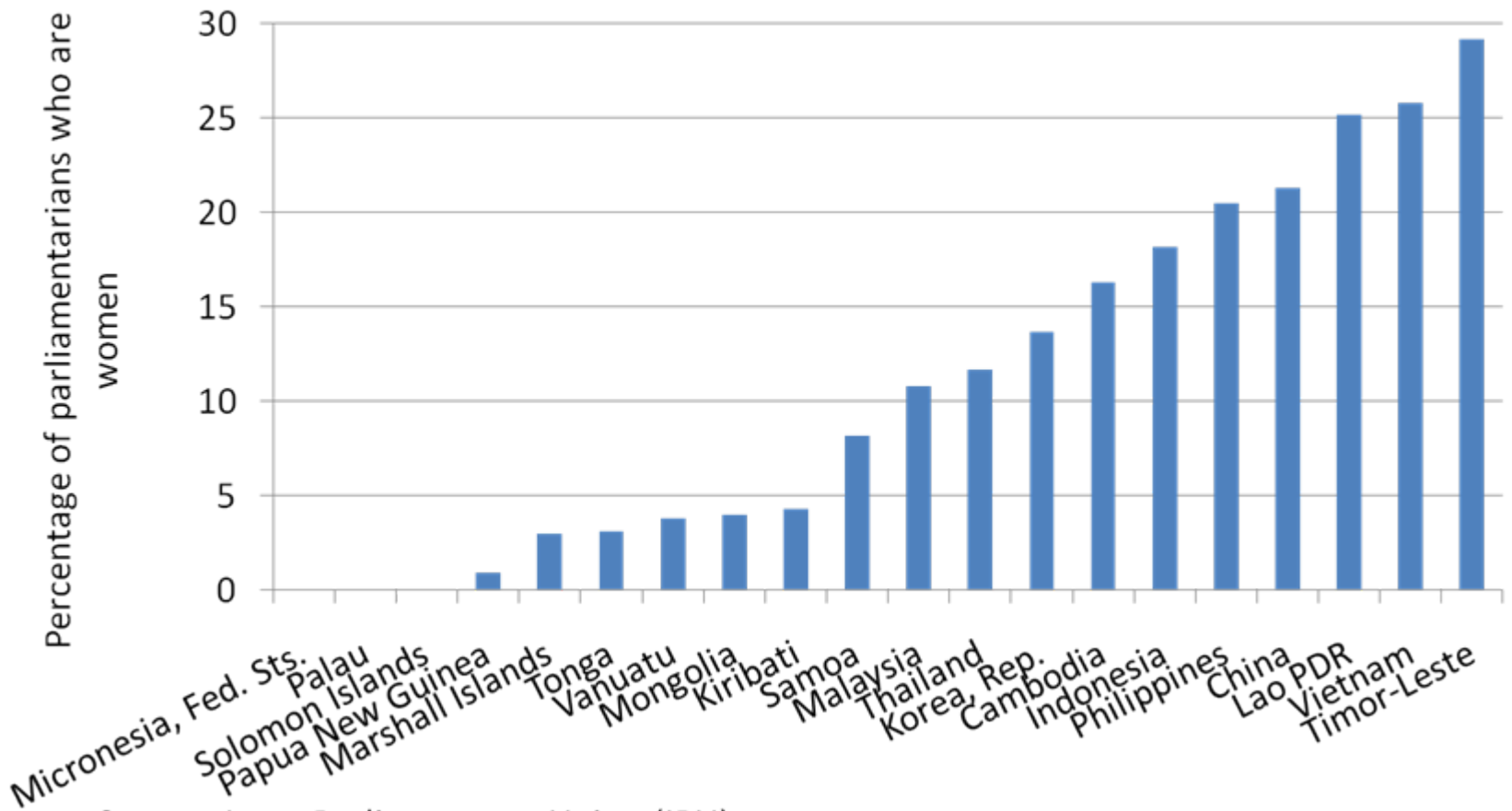
Reports by Women of Having Experienced Some form of Violence



Source: DHS, Various years

Women in East Asia and the Pacific are Under-represented in Parliament

Share of parliamentary seats held by women 2009



Source: Inter-Parliamentary Union (IPU)