

Doing well by doing good: the multilateral banks respond to climate change

by Bob McMullan

7 August 2017



Establishment of climate-resilient rural livelihoods in Mongolia (ADB/Flickr CC BY-NC-ND 2.0)

In [Addis Ababa in 2015](#) the donor community reiterated the pledge from [Copenhagen](#) to provide \$100bn per annum to the developing world to help them mitigate and adapt to the consequences of climate change.

The multilateral development banks (MDBs) were seen as an important channel to support both mitigation and adaptation efforts.

In [Paris](#), the UNFCCC requested the MDBs to increase their efforts in providing funds to help developing countries cope with climate change.

The [G7 in 2015](#) also called “on MDBs to use to the fullest extent possible their balance sheets...in delivering climate finance and helping countries transition to low carbon economies.”

Given that the countries adopting these resolutions are also the shareholders of the MDBs it is not surprising that the Banks have responded positively to these exhortations to greater efforts.

I want to examine here the EBRD’s efforts, but in the context of the overall international financial institution (IFI) response to the challenge of climate change.

The [2015 Joint Report on MDB Climate Finance](#) indicates that in that year the MDBs included in the Report collectively committed \$25b in climate finance (Table 1).

Table 1: MDB climate finance 2015 (\$US millions)

MDB	Adaptation	Mitigation	Climate Finance total
ADB	356	2561	2917
AfDB	396	963	1359
EBRD	244	2973	3217
EIB	365	4772	5137
IDBG	270	1474	1744
WBG	3393	7329	10722
Total	5024	20072	25096

Source: 2015 Joint Report on MDB Climate Finance, Table 2 (p.11)

The report also shows that the relevant MDBs mobilised a further \$55b in co-finance, making a combined \$80b investment impact. It is also noteworthy that the EBRD is an outlier in the proportion of its activities committed to climate finance (Table 2).

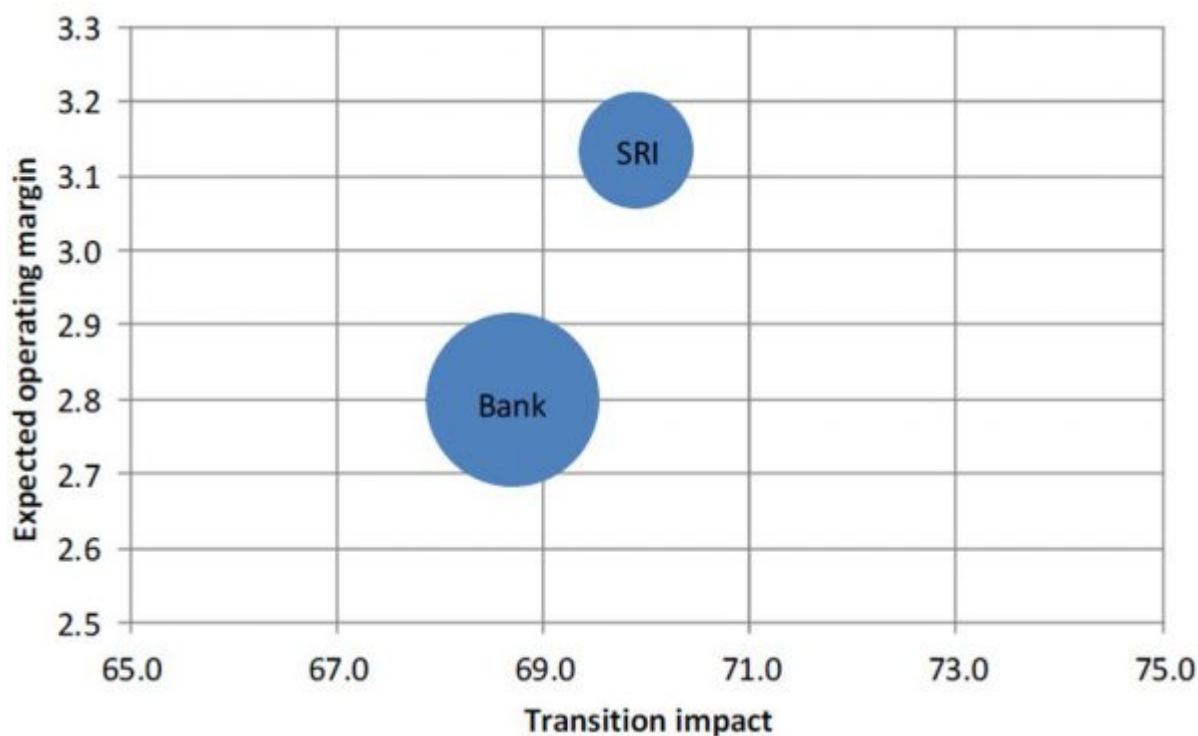
Table 2: MDB climate co-finance 2015 (\$US million)

MDB	Net Co-Finance	MDB Climate Finance/ Total MDB Operations
ADB	4418	15.3
AfDB	628	15.6
EBRD	2600	25.5
EIB	30731 (1)	26.2
IDBG	1037	16.1
WBG	16335	17.9
Total	55749	19.2

Source: 2015 Joint Report on MDB Climate Finance, Table 3 (p. 12); (1) The EU co-finance funds are mainly EU grants

Analysis of EBRD's performance in this sector indicates that as well as being good for the planet it has also been good for the bottom line. The EBRD's [Green Economy Transition Approach paper](#) of 2015 shows that in the period up to 2014 the expected operating margin on Strategic Energy Initiative (SEI)/Strategic Resource Initiative (SRI) projects was approximately 3.1% against a Bank average of approximately 2.8% (Figure 1).

Figure 1: Transition impact/debt financial return assessment of SEI/SRI



Source: Green Economy Transition Approach, Figure 5 (p. 24)

The EBRD shares with the other MDBs an ambitious agenda to increase its investment in climate mitigation and adaptation, as shown in Table 3.

Table 3: Targets announced by MDBs to support climate action

MDB	Targets announced
ADB	Doubling climate finance to USD 6 billion annually by 2020 (own resources only), of which USD 4 billion is for mitigation and USD 2 billion is for adaptation
AfDB	Triple climate financing to reach 40 percent of investments by 2020
EBRD	40 percent of EBRD annual business investment by 2020 in green finance ^a
EIB	Global target of greater than 25 percent of all lending. Increased target of 35 percent of lending in developing countries by 2020.
IDBG	Goal to double climate finance to 30 percent of operational approvals by 2020 to an average USD 4 billion per annum, and to improve evaluation of climate risks and identify opportunities for resilience and adaptation measures.
WBG	A one-third increase in climate financing, from 21 percent to 28 percent of annual commitments by 2020. If current financing levels are maintained, this would mean an increase to USD 16 billion in 2020. The WBG intends to continue current levels of leveraging co-financing for climate-related projects, that could mean up to another USD 13 billion a year in 2020. The direct financing and leveraged co-financing together represent potentially an estimated USD 29 billion in 2020.

Source: 2015 Joint Report on MDB Climate Finance, Table 1 (p. 7)

^aThe EBRD’s Green Economy Transition (GET) target of 40% Annual Business

Investment by 2020/EUR 18 billion over five years from 2016 refers to all green investments by the EBRD. This is composed of climate finance for both mitigation and adaptation as well as finance for projects with a positive environmental impact e.g. environmental remediation. EBRD does not have separate targets for these categories. Nevertheless, it is expected that the bulk of the finance will be classified as climate finance under the joint MDB approach, in line with the current investment focus of the EBRD.

In fact, the EBRD just reported that it is well on the way to achieving its commitment in Paris. In June the President of the EBRD, Sir Suma Chakrabarti, **stated** “We invested one third of our investments in the green economy in 2016. We are well on target to meet our 40% goal for 2020 which we set within the framework of the Paris Agreement”.

In the first 5 months of 2017 the EBRD invested €913m in green finance, an increase of 85% compared to the same period last year. Not all of this green financing will be directly related to climate change, but the overwhelming majority of it will be.

As of mid-June 2015, the EBRD, through its Strategic Energy and Strategic Resource Initiatives, has reduced carbon emissions by 70 million tonnes/year.

This has been achieved by a variety of methods. Investment which has led to annual production of 60 million MWh/yr. of renewables has been a leading driver of carbon emission reductions, but Sustainable Energy Finance Facilities (SEFFs) have also proved an innovative and successful model.

SEFFs are a good example of the wholesale/retail model at the individual institutional level. It has proved to be an effective and efficient model for the EBRD. For example, the **Evaluation Department's Special Study on SEFFs** concluded that the SEFF tool “has been very positive to date in terms of meeting its operational objectives...”

The MDBs have also proved to be important conduits for the efficient use of multilateral funds. This global wholesale/retail model is also very important for efficient global reach of funds such as the **Green Climate Fund** which would otherwise have to replicate the distribution models already well established by the MDBs.

As a member of the **UN High-Level Advisory Group on Climate Change Financing** (AGF) I was concerned to hear of proposals which would have meant a UN Fund with its own distribution system for climate funds. That we have come to a much more efficient model is to be greatly welcomed.

In one sense, the EBRD had an easy task. The energy intensity in the former Soviet economies was very high when the EBRD started operating there (Table 4). Any change would have had to be an improvement.

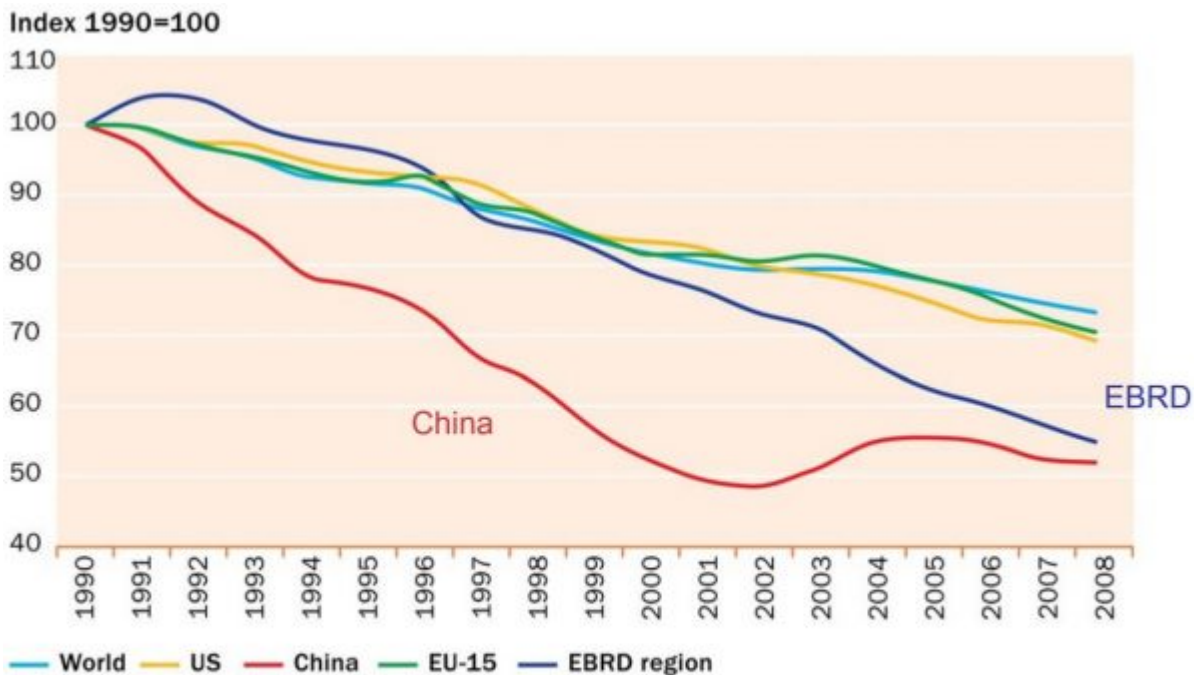
Table 4: CIS energy intensity

Global	212.9 toe/\$1m GDP
Russia	519
Kazakhstan	539
Ukraine	566
Uzbekistan	1253

Source: WRI 2003 (prior to stage 1 of SEI)

However, later data suggests some significant progress in at least some of the countries of operation (Figure 2).

Figure 2: Carbon intensity of GDP



Source: IEA, EBRD calculations.

Note: The carbon intensity of GDP (in tCO₂ per thousand US\$ GDP in constant 2000 prices at PPP exchange rates) in 1990 is the reference scenario (100).

Source: Berglof, 'Special Report on Climate Change: The Low Carbon Transition', *launch presentation* 6 Apr 2011

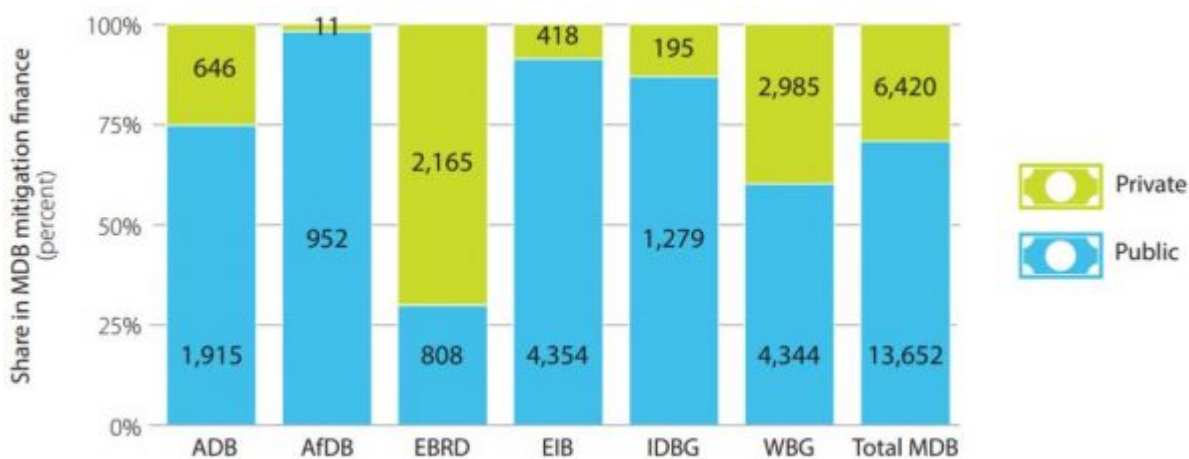
All the IFIs have included a policy dialogue component in their suite of measures to respond to climate change. This is important because, no matter how much international support comes from external sources, it is the domestic policy environment and independently generated and funded investments which will be the

major determinant of success.

It is also important not to overstate the contribution of policy dialogue. If a government is willing to act, IFIs can provide technical support to enable them to take advantage of the experience of other countries. This can be very useful in structuring feed-in tariffs or developing a domestic carbon market, for example. However, if the government of a country is not prepared to act, IFIs can realistically have little influence.

The IFIs have invested in both public and private climate finance projects. As Figure 3 shows, the EBRD has been an outlier compared to other IFIs as it invests a much higher percentage in the private sector. This is a function of the larger private investment focus of the EBRD's mandate. It has allowed the EBRD to develop a particular expertise in mobilising private sector investment for climate related purposes.

Figure 3: MDB mitigation finance by recipient/borrower type, 2015 (US\$ millions)



Source: 2015 Joint Report on MDB Climate Finance, Figure 15 (p. 22)

Overall, the results indicate that the IFIs are proving important contributors to the challenge of mobilising \$100b per year for climate finance.

Given the domestic political constraints on Australian action it may be that participation as a shareholder in the IFIs in general, and the EBRD in particular, may be Australia's most effective contribution to the global call to mobilise huge sums to assist developing countries in responding to climate change.

It is also clear that mobilising private sector finance for climate change mitigation, and possibly also for adaptation, is crucial to the task of equitable actions which are sufficient to meet the climate change targets set in Paris.

Author/s:

Bob McMullan

Bob McMullan has had a long and distinguished career in the Australian Parliament as one of Australia's pre-eminent Labor politicians. He is a former Parliamentary Secretary for International Development (2007-2010) and Executive Director for the European Bank for Reconstruction and Development.

Link: <https://devpolicy.org/well-good-multilateral-banks-respond-climate-change-20170807/>